



PANASONIC APPLIANCES INDIA CO. LTD.,

(formerly Panasonic Home Appliances India Co. Ltd.)

Corporate Office : 21-C, South Phase, 5th Cross Street, Guindy Industrial Estate, Guindy, Chennai - 600 032.

Phone: +91-44-22258701 Fax: +91-44-22258730 E-mail: info@panasonicindia.in

Website: www.panasonicappliances.in, www.21timesbetter.com

Introductory sub-table (I)(a)			
Name of the Company		: PANASONIC APPLIANCES INDIA CO.LTD	
Scrip Code : 523307	Name of the scrip: PANASONIC	Class of Security : Equity Shares	
Quarter ended : 31 st December 2013			
Partly Paid-up Shares	No. of Partly paid-up Shares	As a % of total No. of partly paid-up Shares	As a % of total No. of Shares of the Company
Held by promoter / promoter group	0	0	0
Held by Public	0	0	0
Total	0	0	0
Outstanding Convertible Securities	No. of Outstanding securities	As a % of total No. of Outstanding Convertible Securities	As a % of total No. of Shares of the Company, assuming full conversion of the convertible securities
Held by promoter / promoter group	289000	100	2.94
Held by Public	0	0	0
Total	289000	100	2.94
Warrants	No. of warrants	As a % of total No. of Warrants	As a % of total No. of Shares of the Company, assuming full conversion of Warrants
Held by promoter / promoter group	0	0	0
Held by Public	0	0	0
Total	0	0	0
Total paid-up capital of the Company, assuming full conversion of warrants and convertible securities		9832000	

For PANASONIC APPLIANCES INDIA CO. LTD.,

Tom Antony
Tom Antony
C.F.O & Company Secretary

Panasonic

Regd. Office & Factory : N.H. No. 5, Sholavaram Village, Ponneri Taluk, Chennai - 600 067.

Phone: 2633 0133, 2633 0397. Fax: 91-44-2633 0132.

Statement Showing Shareholding Pattern
Table (I)(a)

Category code	Category of Shareholder	Number of Shareholders	Total number of shares	Number of shares held in dematerialized form	Total shareholding as a percentage of total number of shares		Shares Pledged or otherwise encumbered	
					As a percentage of(A+B) ¹	As a percentage of (A+B+C)	Number of shares	As a percentage
(I)	(II)	(III)	(IV)	(V)	(VI)	(VII)	(VIII)	(IX)= (VIII)/(IV)*100
(A)	Shareholding of Promoter and Promoter Group²							
1	Indian							
(a)	Individuals/ Hindu Undivided Family	6	834340	562420	8.74	8.74	0	0
(b)	Central Government/ State Government(s)	0	0	0	0.000	0.00	0	0
(c)	Bodies Corporate	4	830766	830766	8.71	8.71	0	0
(d)	Financial Institutions/ Banks	0	0	0	0.000	0.00	0	0
(e)	Any Others(Specify)	0	0	0	0.000	0.00	0	0
(e-i)								
(e-ii)								
	Sub Total(A)(1)	10	1665106	1393186	17.45	17.45	0	0
2	Foreign							
a	Individuals (Non-Residents Individuals/ Foreign Individuals)	0	0	0	0.00	0.00	0	0
b	Bodies Corporate	1	5343000	5343000	55.99	55.99	0	0
c	Institutions	0	0	0	0.00	0.00	0	0
d	Qualified Foreign Investor	0	0	0	0.00	0.00	0	0
e	Any Others(Specify)	0	0	0	0.00	0.00	0	0
e-i								
e-ii								
	Sub Total(A)(2)	1	5343000	5343000	55.99	55.99	0	0
	Total Shareholding of Promoter and Promoter Group (A)=(A)(1)+(A)(2)	11	7008106	6736186	73.44	73.44	0	0
(B)	Public shareholding							
1	Institutions							
(a)	Mutual Funds/ UTI	2	1700	0	0.02	0.02		
(b)	Financial Institutions Banks	8	1800	0	0.02	0.02	0	0
(c)	Central Government/ State Government(s)	0	0	0	0.00	0.00	0	0
(d)	Venture Capital Funds	0	0	0	0.00	0.00	0	0
(e)	Insurance Companies	0	0	0	0.00	0.00	0	0
(f)	Foreign Institutional Investors	0	0	0	0.00	0.00	0	0
(g)	Foreign Venture Capital Investors	0	0	0	0.00	0.00	0	0
(h)	Qualified Foreign Investor	0	0	0	0.00	0.00	0	0
(i)	Any Other (specify)	0	0	0	0.00	0.00	0	0
(i-i)								
(i-ii)								
	Sub-Total (B)(1)	10	3500	0	0.04	0.04	0	0
B 2	Non-institutions							
(a)	Bodies Corporate	139	1142066	1130166	11.97	11.97	0	0
(b)	Individuals							
I	Individuals -i. Individual shareholders holding nominal share capital up to Rs 1 lakh	6705	1197918	705458	12.55	12.55	0	0
II	Individual shareholders holding nominal share capital in excess of Rs. 1 lakh.	9	174161	174161	1.83	1.83	0	0
(c)	Qualified Foreign Investor	0	0	0	0	0	0	0
(d)	Any Other (specify)*****	24	17249	17249	0.18	0.18	0	0
	Sub-Total (B)(2)	6877	2531394	2027034	26.53	26.53	0	0
(B)	Total Public Shareholding (B)=(B)(1)+(B)(2)	6887	2534894	2027034	26.57	26.57	0	0
	TOTAL (A)+(B)	6898	9543000	8763220	100	100	0	0
(C)	Shares held by Custodians and against which Depository Receipts have been issued							
1	Promoter and Promoter Group	0	0	0	0	0	0	0
2	Public	0	0	0	0	0	0	0
	Sub-Total (C)	0	0	0	0	0	0	0
	GRAND TOTAL (A)+(B)+(C)	6898	9543000	8763220	100	100	0	0

CLEARING MEMBER
CORPORATE CM/TM - CLIENT MARGIN A/C
CORPORATE CM/TM - CLIENT BENEFICIARY A/C

2	245	245
8	10022	10022
14	6982	6982

For PANASONIC APPLIANCES INDIA CO. LTD.,

Tom Antony
Tom Antony
C.F.O & Company Secretary

(I)(b) Statement showing holding of securities (including shares, warrants, convertible securities) of persons belonging to the category "Promoter and Promoter Group"

Sr. No.	Name of the shareholder	Details of Shares held		Encumbered Shares (*)		Details of warrants			Details of convertible securities		Total shares (including underlying shares assuming full conversion of warrants and convertible securities) as a % of diluted share capital
		Number of shares	As a % of grand total (A)+(B)+(C)	Number	As a percentage (V)/(III)*100	As a % of grand total (A)+(B)+(C) of sub-clause (I)(a)	Number of warrants held	As a % total number of warrants of the same class	Number of convertible securities held	As a % total number of convertible securities of the same class	
(I)	(II)	(III)	(IV)	(V)	(VI)= (V)/(III)*100	(VII)	(VIII)	(IX)	(X)	(XI)	(XII)
1	P.Obul Reddy	271910	2.85	0	0	0	0	0	0	0	2.77
2	M/s.P.Obul Reddy Investments P Ltd	271880	2.85	0	0	0	0	0	0	0	2.77
3	M/s.Preetha Investments P Ltd	271890	2.85	0	0	0	0	0	0	0	2.77
4	M/s.PDR Investments P Ltd	272390	2.85	0	0	0	0	0	0	0	2.77
5	Rohini Reddy	288300	3.02	0	0	0	0	0	0	0	2.93
6	E.Vijayalakshmi	274100	2.87	0	0	0	0	0	0	0	2.79
7	P.Gnanamba	10	0.00	0	0	0	0	0	0	0	0.00
8	P.Vijayakumar Reddy	10	0.00	0	0	0	0	0	0	0	0.00
9	Dwarakanath Reddy	10	0.00	0	0	0	0	0	0	0	0.15
10	M/s.PPN Holdings P Ltd.	14606	0.15	0	0	0	0	0	0	0	57.28
11	Panasonic Corporation	5343000	55.99	0	0	0	0	0	289000	100	0.00
TOTAL		7008106	73.44	0	0	0	0	0	0	0	74.22

(*) The term "encumbrance" has the same meaning as assigned to it in regulation 28(3) of the SAST Regulations, 2011

For PANASONIC APPLIANCES INDIA CO. LTD.,



Tom Antony
C.F.O & Company Secretary

(D)(c)(i) Statement showing holding of securities (including shares, warrants, convertible securities) of Persons belonging to the Category "Public" and holding more than 1% of the total number of shares

Sr. No.	Name of the shareholder	Number of shares	Shares as a percentage of total number of shares {i.e., Grand Total (A)+(B)+(C) indicated in Statement at para (1)(a) above}	Details of warrants		Details of convertible securities		Total shares (including underlying shares assuming full conversion of warrants and convertible securities) as a % of diluted share capital
				Number of warrants held	As a % total number of warrants of the same class	Number of convertible securities held	% w.r.t total number of convertible securities of the same class	
1	MENTOR CAPITAL LIMITED	979053	10.26	0	0	0	0	0
				0	0	0	0	0
	TOTAL	979053	10.26	0	0	0	0	0.00

(D)(c)(ii) Statement showing holding of securities (including shares, warrants, convertible securities) of Persons belonging to the Category "Public" and holding more than 5% of the total number of shares

Sr. No.	Name of the shareholder	Number of shares	Shares as a percentage of total number of shares {i.e., Grand Total (A)+(B)+(C) indicated in Statement at para (1)(a) above}	Details of warrants		Details of convertible securities		Total shares (including underlying shares assuming full conversion of warrants and convertible securities)
				Number of warrants held	As a % total number of warrants of the same class	Number of convertible securities held	% w.r.t total number of convertible securities of the same class	
1	MENTOR CAPITAL LIMITED	979053	10.26	0	0	0	0	0
				0	0	0	0	0
	TOTAL	979053	10.26	0	0	0	0	0.00


For PANASONIC APPLIANCES INDIA CO. LTD.,

Tom Antony

Tom Antony
C.F.O & Company Secretary

(I)(d) Statement showing details of locked-in shares			
Sr. No.	Name of the shareholder	Number of locked-in shares	Locked-in shares as a percentage of total number of shares (i.e., Grand Total (A)+(B)+(C) indicated in Statement at para (I)(a) above)
1	PANASONIC CORPORATION	973000	10.20
2			0.00
3			0.00
4			0.00
5			0.00
6			0.00
7			0.00
8			0.00
9			0.00
TOTAL		973000	10.20


For PANASONIC APPLIANCES INDIA CO. LTD.,


Tom Antony
C.F.O & Company Secretary

(II)(a) Statement showing details of Depository Receipts (DRs)

Sr. No.	Type of outstanding DR (ADRs, GDRs, SDRs, etc.)	Number of outstanding DRs	Number of shares underlying outstanding DRs	Shares underlying outstanding DRs as a percentage of total number of shares (i.e., Grand Total (A)+(B)+(C) indicated in Statement at para (I)(a) above)
1	Not Applicable	Not Applicable	Not Applicable	0.00
2				0.00
3				0.00
4				0.00
5				0.00
6				0.00
7				0.00
	TOTAL	0	0	0.00


For PANASONIC APPLIANCES INDIA CO. LTD.,


Tom Antony
C.E.O & Company Secretary

(II)(b) Statement showing Holding of Depository Receipts (DRs), where underlying shares held by 'promoter/promoter group' are in excess of 1% of the total number of shares

Sr. No.	Name of the DR Holder	Type of outstanding DR (ADRs, GDRs, SDRs, etc.)	Number of shares underlying outstanding DRs	Shares underlying outstanding DRs as a percentage of total number of shares (i.e., Grand Total (A)+(B)+(C) indicated in Statement at para (I)(a) above)
1	Not Applicable	Not Applicable	Not Applicable	0.00
2				0.00
3				0.00
4				0.00
	TOTAL	0	0	0.00

For PANASONIC APPLIANCES INDIA CO. LTD.,


Tom Antony
C.F.O & Company Secretary